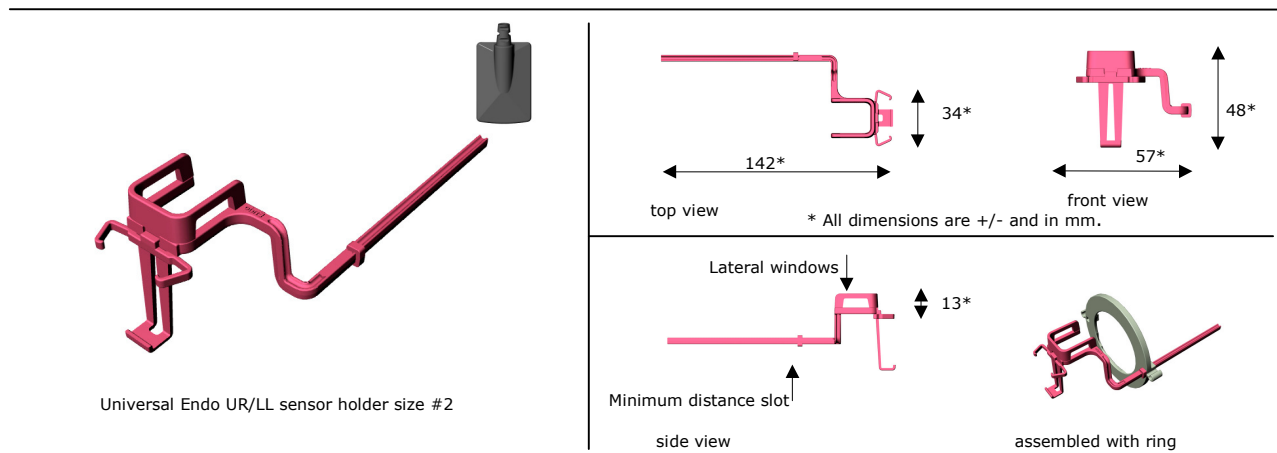


Technical specification sheet

Product name	: Universal Endo UR/LL sensor holder size #2
Sheet #	: TECH2032UR
Colour	: Purple, base on UN3107
Artical code	: 2032UR
General purpose	: Holder for Dental Intraoral X-ray sensor size #2 for Endo images, Upper Right and Lower left
Fits for sensor size	: All common size #2 sensors (wired or wireless)
Material	: PBT POCAN B1501
Technics	: Injection moulding
Certificates	: CE: NL/CA01/2006-02593, FDA pending
Recycle	: Yes
Accessoiries	: Hygiene sleeves, Positioning ring
Supplied as	: As package only. Refill's: standard package as a box of 3 pc's, see product DBU2032. As part of introduction kit: 1 pc per kit see product DBU2072. Both also under several privat labels.



Application

Positioning of dental X-ray sensor size #2 for Endo images. The sensor is placed in a vertical position into the holder which is positioned between upper and lower jaw which enables a posterior image of the required area. Limited to the Upper Right and the Lower Left.

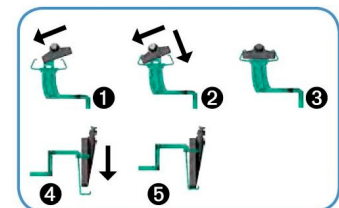
Positions to use

All positions for Endo images of the Upper Right and Lower left jaw. Rotate the holder to change holder position in ring to select right or left side position in the mouth.



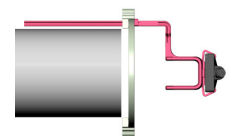
Instructions for placing sensor into holder

- Hold the holder between thumb and finger by the bite area,
- 1 slide the sensor into one of the clamps,
- 2 press de sensor in the other clamp
- 3 untill the click.
- 4 slide the sensor downwards



Note's of use

The sensor must be placed into a sensor sleeve before placing into the holder. Use the positioning ring to optimize centering of the sensor to the cone. The sensor cable (if present) can be fixed to the holder by the cable clip on the positioning ring. Bring the cable out on the other side of the mouth to prevent damage by biting. Centralize the cone to the sensor by checking position (zero angle) to the ring and the holderrod. Do not click or clamp the cone to the ring.



General hygiens notes

Use a hygiene sleeve before placing sensor into the holder, on every patient. The sensor holder must be sterilized before first use and before use on every patient. Use the Autoclave or thermodesinfector by 134° C / 273° F

General terms

DenBite® X-ray sensor holders are manufactured by DuPhaMed B.V. Patent pending.
© 2005 DuPhamed B.V. – Alphen aan den Rijn, The Netherlands.
All rights reserved, Other Brands and products are Trademarks of their respective holders
All technical specification's are subject to be changed without prior notification.