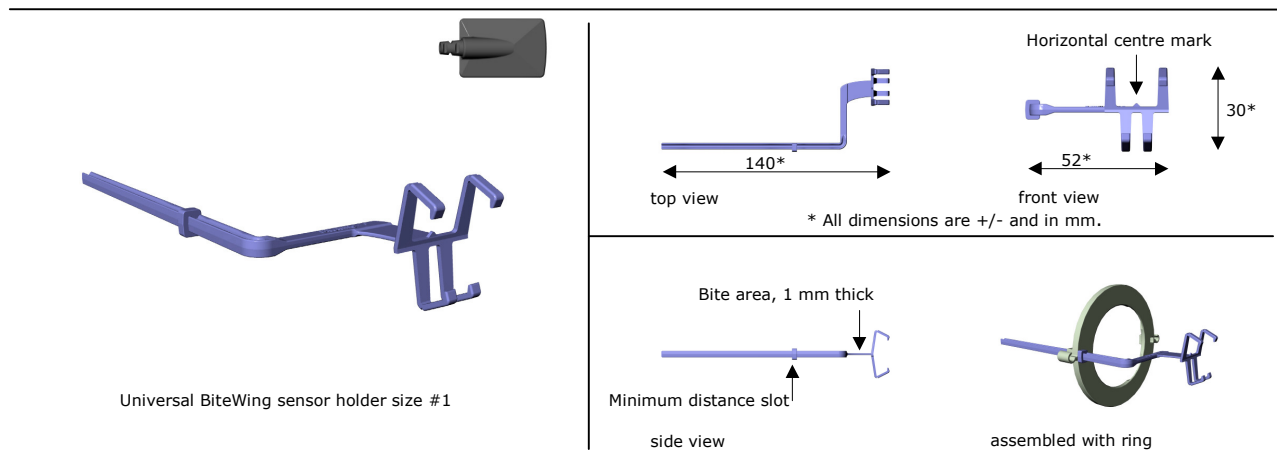


Technical specification sheet

Product name	: Universal BiteWing sensor holder size #1
Sheet #	: TECH2001BW
Colour	: Light blue, based on UN5009
Article code	: 2001
General purpose	: Holder for Dental Intraoral X-ray sensor size #1 for BiteWing images
Fits for sensor size	: All common size #1 sensors (wired or wireless)
Material	: PBT - POCAN B1501
Technics	: Injection moulding
Certificates	: CE: NL/CA01/2006-02593, FDA pending
Recycle	: Yes
Accessories	: Hygiene sleeves, Positioning ring
Supplied as	: As package only
	Refill's: standard package as a box of 10 pc's, see product DBU2001.
	As part of introduction kit: 1 pc per kit see product DBU2061.
	Both also under several privat labels.



Application

Positioning of dental X-ray sensor size #1 for BiteWing images. The sensor is placed in a horizontal position into the holder which is positioned between upper and lower jaw which enables a bitewing image of the required area.

Positions to use

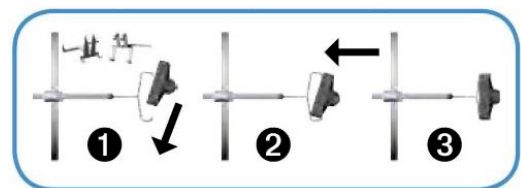
All positions for horizontal BiteWing images, rotate the holder to change holder position in ring for selecting right or left side position in the mouth.



Instructions for placing sensor into holder

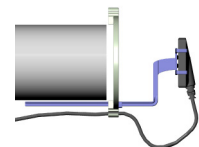
- 1 Hold the holder between thumb and finger by the bite area, place the sensor into the lower clamps,
- 2 press lightly downwards and to the bite area
- 3 untill the click.

Check if the active area of the sensor is horizontally centered to the 'mark' on the holder.



Note's of use

The sensor must be placed into a sensor sleeve before placing into the holder. Use the positioning ring to optimize centering of the sensor to the cone. The sensor cable (if present) can be fixed to the holder by the cable clip on the positioning ring. Bring the cable out on the other side of the mouth to prevent damage by biting. Centralize the cone to the sensor by checking position (zero angle) to the ring and the holderrod. Do not click or clamp the cone to the ring.



General hygiens notes

Use a hygiene sleeve before placing sensor into the holder, on every patient. The sensor holder must be sterilized before first use and before use on every patient. Use the Autoclave or thermodesinfector by 134° C / 273° F.

General terms

DenBite® X-ray sensor holders are manufactured by DuPhaMed B.V. Patent pending.
 © 2005 DuPhamed B.V. - Alphen aan den Rijn, The Netherlands.
 All rights reserved, Other Brands and products are Trademarks of their respective holders
 All technical specification's are subject to be changed without prior notification.